

Shunts

SH

Shunt to measure DC in high amperages



Description

- Shunt for the measurement of DC, from 1 A dc to 15000 A dc, depending on the type
- Accuracy class: 0.5
- All types are supplied with 1.5 m long cables, with a section of 1.5 mm²
- The standard output voltage is .../60 mV, but there are other types of outputs. (See coding table)

Application

Used in DC electrical lines to obtain a voltage in the secondary that is proportional to the current in the primary.

Features

Voltage drop		.../60 mV or.../150 mV
Accuracy class		0.5 from 0 to 120% I _n
Overloads	Permanent	1.2 I _n
	During 5 s	10 I _n , when 10 A ≤ I _n ≤ 500 A 5 I _n , when 600 A ≤ I _n ≤ 2000 A 2 I _n , when 2500 A ≤ I _n
Operating temperature		-25...+60 °C
Build features		Manganin rods Brass terminals
Standards		
DIN 43703, IEC 51, VDE 410, BS 89		

Dimensions

Voltage drop mV ₍₁₎	Scope A ₍₁₎	Fig.	a1	a2	b1	b2	b3	c1	c2	e	h	Weight (kg)	N.o current joints	Current joints			Voltage joints
														DIN 933 Hexagonal screw	DIN 125 Washer	DIN 934 Nut	
60	1-1, 5-2, 5-4-6-10-15-25	1	90	28	20	-	-	8	-	78	-	0,15	2 x 1	M5 x 12	5,3	-	Two M5 Screws x 8 DIN 84 and Two 5.3 DIN 433 washers
			100	33	20	-	-	8	-	80	-	0,13	2 x 1	M8 x 16	8,4	-	
	250 400-600	2	145	55	30	15	-	10	10	105	30	0,54	2 x 1	M12 x 40	13	M12	
					40	20	-	10	10	105	30	0,78	2 x 1	M16 x 45	17	M16	
					60	30	-	10	10	115	30	1,49	2 x 1	M20 x 50	21	M20	
					90	21	48	10	10	115	30	1,95	2 x 2	M16 x 45	17	M16	
2 500	165	65	120	30	60	10	10	115	30	3	2 x 2	M20 x 50	21	M20			
150	1-1, 5-2, 5-4-6-10-15-25	1	90	25	20	-	-	8	-	78	-	0,18	2 x 1	M5 x 12	5,3	-	Two M5 Screws x 8 DIN 84 and Two 5.3 DIN 433 washers
			225	33	25	-	-	8	-	205	-	1,14	2 x 1	M8 x 16	8,4	-	
	250 400-600	2	270	55	30	15	-	10	10	230	50	0,80	2 x 1	M12 x 40	13	M12	
					40	20	-	10	10	230	50	1,38	2 x 1	M16 x 45	17	M16	
					70	35	-	10	10	240	60	2,55	2 x 1	M20 x 50	21	M20	

(1) All shunts are supplied with connection cables that are 1.5m long and have a section of 1.5 mm² ∅.

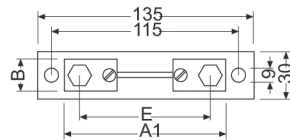
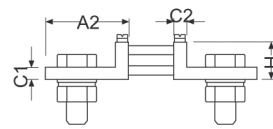
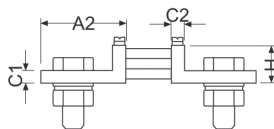
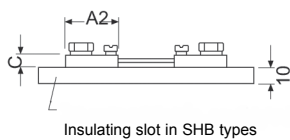


fig 1: from 1 to 150 A

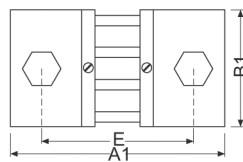


fig 2: from 200 to 1000 A

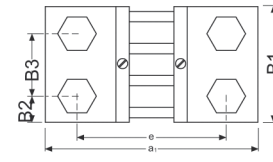


fig 3: from 1500 to 2500 A

Shunts

SH series

Shunt to measure DC in high amperages

References



Ratio	Type	Code	Type	Code	Type	Code
	SH		SHB		SHP	
1 A / 60 mV	-		SHB 1	M71221	-	
1.5 A / 60 mV	-		SHB 1.5	M71222	-	
2.5 A / 60 mV	-		SHB 2.5	M71223	-	
4 A / 60 mV	-		SHB 4	M71224	-	
5 A / 60 mV	-		SHB 5	M71225	-	
6 A / 60 mV	-		SHB 6	M71226	-	
10 A / 60 mV	-		SHB 10	M71227	-	
15 A / 60 mV	-		SHB 15	M71228	-	
25 A / 60 mV	-		SHB 25	M71229	-	
30 A / 60 mV	SH 30	M71231	SHB 30	M7122A	SHP 30	M71211
40 A / 60 mV	SH 40	M71232	SHB 40	M7122B	SHP 40	M71212
50 A / 60 mV	SH 50	M71233	SHB 50	M7122C	SHP 50	M71213
60 A / 60 mV	SH 60	M71234	SHB 60	M7122D	SHP 60	M71214
75 A / 60 mV	-		-		SHP 75	M71215
80 A / 60 mV	SH 80	M71235	SHB 80	M7122E	-	
100 A / 60 mV	SH 100	M71236	SHB 100	M7122F	SHP 100	M71216
150 A / 60 mV	SH 150	M71237				
200 A / 60 mV	SH 200	M71238				
250 A / 60 mV	SH 250	M71239				
300 A / 60 mV	SH 300	M7123A				
400 A / 60 mV	SH 400	M7123B				
500 A / 60 mV	SH 500	M7123C				
600 A / 60 mV	SH 600	M7123D				
750 A / 60 mV	SH 750	M7123E				
800 A / 60 mV	SH 800	M7123F				
1 000 A / 60 mV	SH 1 000	M7123G				
1 200 A / 60 mV	SH 1 200	M7123H				
1 500 A / 60 mV	SH 1 500	M7123J				
2 000 A / 60 mV	SH 2 000	M7123K				
2 500 A / 60 mV	SH 2 500	M7123L				
3 000 A / 60 mV	SH 3 000	M7123M				
4 000 A / 60 mV	SH 4 000	M7123N				
5 000 A / 60 mV	SH 5 000	M7123P				
6 000 A / 60 mV	SH 6 000	M7123Q				
7 500 A / 60 mV	SH 7 500	M7123R				
8 000 A / 60 mV	SH 8 000	M7123S				
10 000 A / 60 mV	SH 10 000	M7123T				
12 500 A / 60 mV	SH 12 500	M7123U				
15 000 A / 60 mV	SH 15 000	M7123V				

Coding table

Shunts	M	7	X	X	X	X	0	0	X
	Code						Internal Code		↑
	Input						Standard .../60 mV		0
							.../50 mV		1
							.../100 mV		2
							.../150 mV		3
							.../200 mV		4
							.../300 mV		5
.../400 mV							6		