

Power demand meters

Analogue indicator to measure alternating current and its maximeter



Description

- Does not need an auxiliary power supply
- DIN boxes with dimensions 48, 72, 96 and 144
- Class 3
- Measurement in AC of .../5 A (on demand.../1 A)
- Exchangeable scales for **MC48, MC72, MC96, MM 45, EMC72, EMC96**
- Thermal inertia times of 15 min (on demand, 8 and 30 min)

Application

To control the alternating current and measure long overloads in the same unit, integrated within a determined period.

Features

	MC	MMC	EMC
Input circuit			
Consumption	3.25 V·A		4.25 V·A
Overloads	1.5 I _n permanent 15 I _n during 1 s		
Accuracy	±3 % FS		±3 % Bim. ±1.5 % HM
Ambient conditions			
Operating temperature	+10 ... +30 °C		
Limit temperature	- 25 ... +40 °C		
Altitude	2000 m		
Build features			
Dimensions	See the following table		
Weight	See the following table		
Type of box	panel	DIN rail	panel
Degree of protection:			
Front panel	IP 52		IP 52
terminals	IP 00		IP 00
Insulation voltage	2 kV, during 1 min, between the mechanism and the box		
Standards	BS 89, EN 60051, IEC 144, UL 94, DIN 43780, IEC 51, UNE 21318		

Power demand meters

Analogue indicator to measure alternating current and its maximeter




References

MC: Bimetallic power demand ammeters, 90°

MMC: Bimetallic power demand ammeters, 90°, DIN rail




Bimetallic maximeter ammeters					
Type	MC 48	MC 72	MC 96	MC 144	MMC 45
class	3				
Scale	90°, P1.2				
Dimensions (mm)					
	a 48	b 72	c 96	d 144	e 85
Weight (g)	4866,2	7249,2	9649,2	14471,8	5265
A					
... / 5 A	M12211	M12221	M12231	M12241	M12651

* Scale not included. Indicate transformer ratio
* For exchangeable scales, see Tables

EMC: Bimetallic power demand ammeters + Moving iron ammeter, 90°



Bimetallic maximeter ammeters + Moving iron ammeter			
Type	EMC 72	EMC 96	EMC 144
class	Bimetallic: 3 Moving iron: 1,5		
Scale	Double scale 90°, bimetallic: P1.2, moving iron P2		
Dimensions (mm)			
	a 72	b 96	c 144
Weight (g)	7249,2	9649,2	14471,8
A			
... / 5 A	M12622	M12632	M12642

* Scale not included. Indicate transformer ratio
* For exchangeable scales, see Tables

Exchangeable scales

Exchangeable scales						
Type	SMC 48	SMC 72	SMC 96	SMMC 45-A	SEMC 72	SEMC 96
Equipment	MC 48	MC 72	MC 96	MMC 45	EMC 72	EMC 72
A						
100/5	M122ZC	M122YC	M122XC	M126VC	M126YC	M126XC
200/5	M122ZF	M122YF	M122XF	M126VF	M126YF	M126XF
300/5	M122ZH	M122YH	M122XH	M126VH	M126YH	M126XH
400/5	M122ZJ	M122YJ	M122XJ	M126VJ	M126YJ	M126XJ
500/5	M122ZK	M122YK	M122XK	M126VK	M126YK	M126XK
600/5	M122ZL	M122YL	M122XL	M126VL	M126YL	M126XL
750/5	M122ZM	M122YM	M122XM	M126VM	M126YM	M126XM
800/5	M122ZN	M122YN	M122XN	M126VN	M126YN	M126XN
1 000/5	M122ZP	M122YP	M122XP	M126VP	M126YP	M126XP
1 500/5	M122ZR	M122YR	M122XR	M126VR	M126YR	M126XR
2 000/5	M122ZS	M122YS	M122XS	M126VS	M126YS	M126XS

* If the input of the unit requested is not .../5 A, indicate the ratio.

Power demand meters

Analogue indicator to measure alternating current and its maximeter



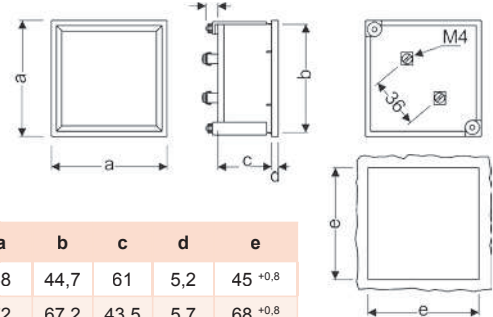
Coding table

MMC 45 power demand	M	1	X	X	X	X	0	0	X
	Code						Internal Code		↑
	Setting		Standard (15 minutes)						0
			8 minutes						1
30 minutes						2			

MC and EMC Power demand meters and SMC and SEMC Scales	M	1	X	X	X	X	0	0	X	X	X
	Code						Internal Code		↑	↑	↑
	Setting		Standard (15 minutes)						0		
			8 minutes						1		
			30 minutes						2		
	Current input		Standard (... / 5 A)						0		
			... / 1 A						1		
	Scale		100						C		
			125						D		
			150						E		
200						F					
250						G					
300						H					
400						J					
500						K					
600						L					
750						M					
800						N					
1000						P					
1200						Q					
1500						R					
2000						S					
2500						T					
3000						U					
4000						V					
5000						W					

Dimensions

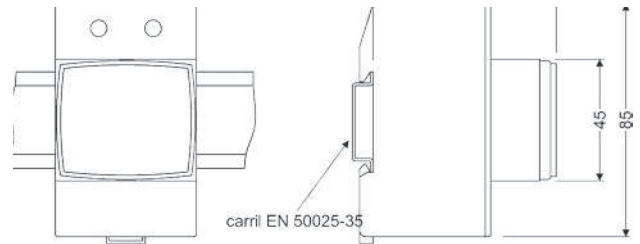
EMC / MC



Type	a	b	c	d	e
MC 48	48	44,7	61	5,2	45 ^{+0,8}
MC 72	72	67,2	43,5	5,7	68 ^{+0,8}
EMC 72	72	67,2	57,2	5,7	68 ^{+0,8}
EMC 96	96	91	43,5	5,7	92 ^{+0,8}
EMC 144	144	137	64,5	7,3	138 ⁺¹

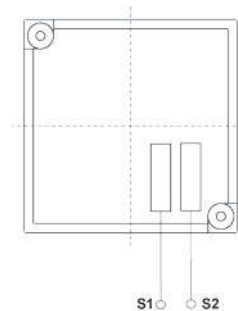
Dimensions (mm)

MMC



Connections

EMC / MC



MMC

